


Colour in the *Street Where Santa Lives*, cut along the dashed line, then fold along the dotted line to create your own festive card.

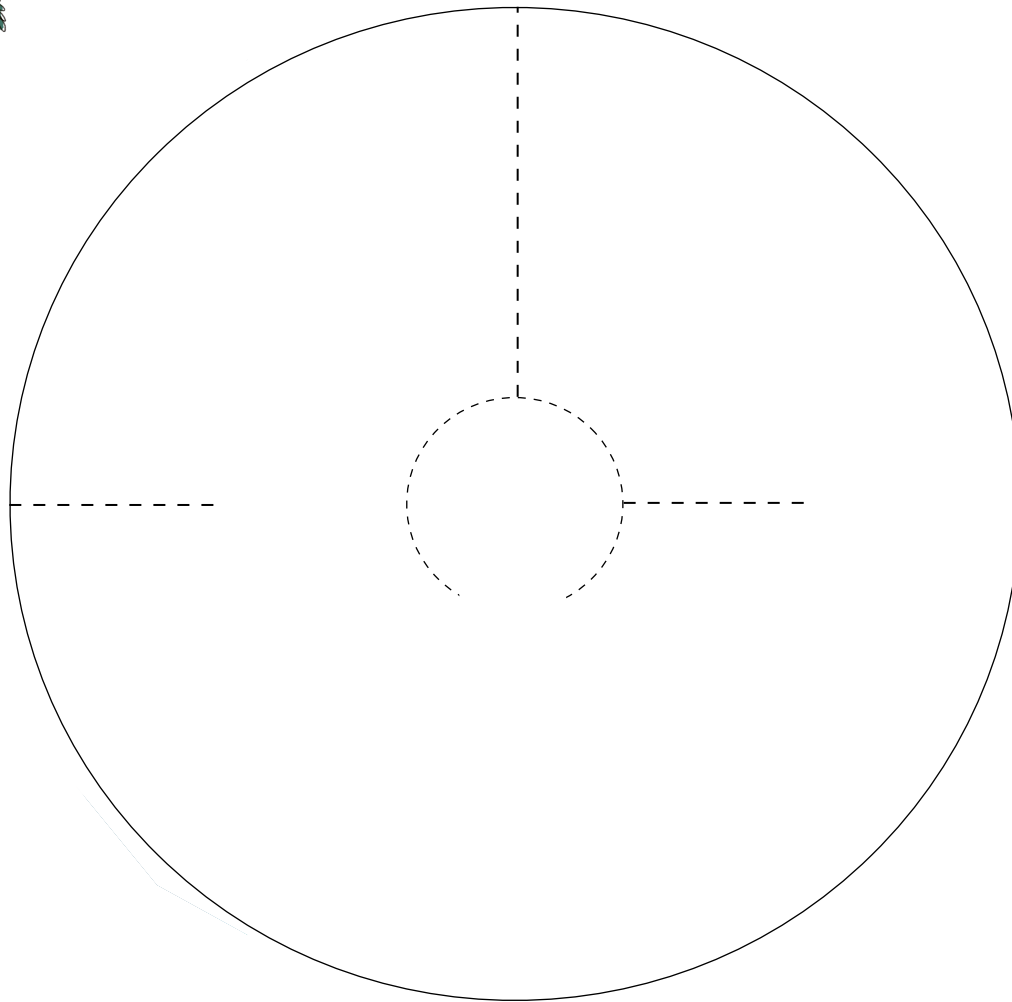


Illustrations © Julia Christians 2025



Scan me to order your copy,
or borrow from your local library!





Make Your Own Paper Angel

Step 1. Cut out the circle.
(You might need an adult to help with the scissors.)

Step 2. Carefully cut along the dotted lines.

Step 3. Draw your angel's face on the small circle.

Step 4. Turn your paper over, decorate the two quarters.
(These will be your angel's wings.)

Step 5. To complete your angel, fold your paper into a cone and gently slide the smaller cuts into each other.



Illustrations © Julia Christians 2025



Dear Santa,

My name is _____

and I am _____ years old.

I am so excited for christmas this year!

This year I have been:


- ☐ VERY nice
- ☐ Naughty
- ☐ Naughty and nice

A few things I did that were nice are: _____

This year for Christmas I would like: _____

I can't wait for you to visit me this year!
I will leave a snack out for you and your reindeers!

From: _____



Illustrations © Julia Christians 2025

LITTLE
TIGER